

Yr 7 and 8 Performing Arts project.



We will Rock You.



[Queen - Another One Bites The Dust \(Live\) - YouTube](#)

Complete the following activities for at in your own time and in any order. Your class teacher will be available every Art lesson to help.

About We Will Rock You: The We Will Rock You musical is a show in London it features over 20 of Queen's greatest hits. It is a comedy musical and has been showing for over 10 years.


[Queen - We Will Rock You • Live in Montreal 1981 Excellent Quality - YouTube](#)

[Queen - Bohemian Rhapsody \(Live Aid 1985\) – YouTube](#)

To get started watch videos of Queen performing, listen to the music and lyrics, look at how they dress and perform on stage!


We Will Rock You Synopsis

[Queen - I Want To Break Free \(Soundtrack Mix\) - YouTube](#)



- *The story is set 300 years in the future in a futurist and globally corporate world. Everyone looks the same, sounds the same, does the same things and goes about in a brain-dead gag-ga haze.*
- *Planet Earth has been renamed the Planet Mall and is controlled by the Globalsoft Corporation. Globalsoft control what people can watch and listen to.*
- *The youth are called Ga Ga Kids and they are compelled to watch the same movies, listen to computer-generated music, wear the same clothes and hold the same thoughts and opinions.*
- *Musical instruments are forbidden, and rock music is unknown.*
- *A bunch of Bohemians are looking for the 'Rhapsody' in the rocky rubble of Tottenham Court Tube Station. With the help of Pop, an ancient hippie librarian, who is researching secret history through old copies of NME (New Musical Express), two soul rebels, Galileo and Scaramouche, find Rock's Holy Grail, Brian May's guitar buried in the remains of Embley Stadium.*

Lead Characters:




- Galileo Figaro - Male
- Scaramouche – Female
- Killer Queen – Female
 - Brit – Male
 - Meat – Female
- Commander Khashoggi - Male



- *Use this link to find out about the characters*
<https://www.showsinlondon.co.uk/we-will-rock-you-musical-cast-and-characters/>

Task 1: Create a mood board :




- A mood board is a collection of images about a specific theme. Using the internet create your own mood board showing the costumes, set, actors and actresses from We Will Rock You. You can produce this in word, PP, by printing off and collaging, drawing or a combination of these.



Examples of mood boards.



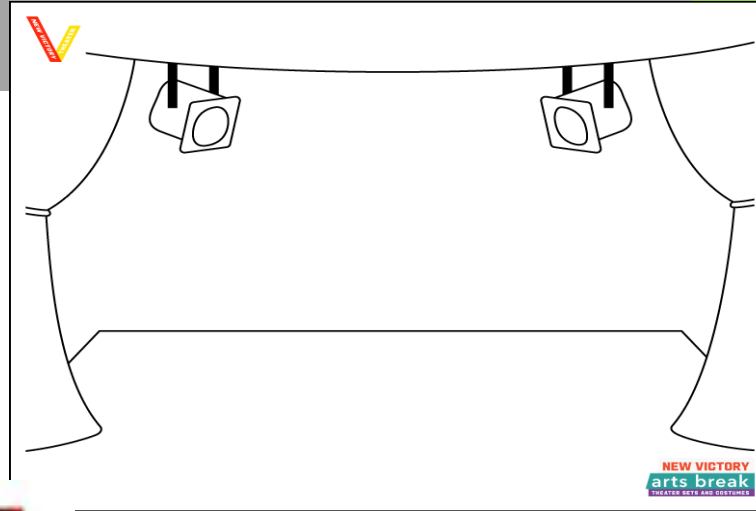

Task 2: Set Design.



- Select a scene from the show (page 56, scene 8 looks interesting see below). Design and plan out a set for the actors to perform within. What is the environment of the scene? (read the synopsis above) is it in a city, in the countryside? You need to understand where and when We Will Rock You is set.
- Consider the back drop (the scene at the back of the stage) and screens (these are called flats in the theatre) painted or constructed towards the side of the stage. Look at existing set designs to help you.

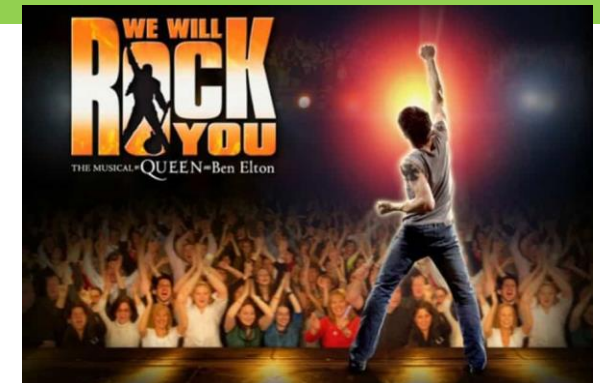
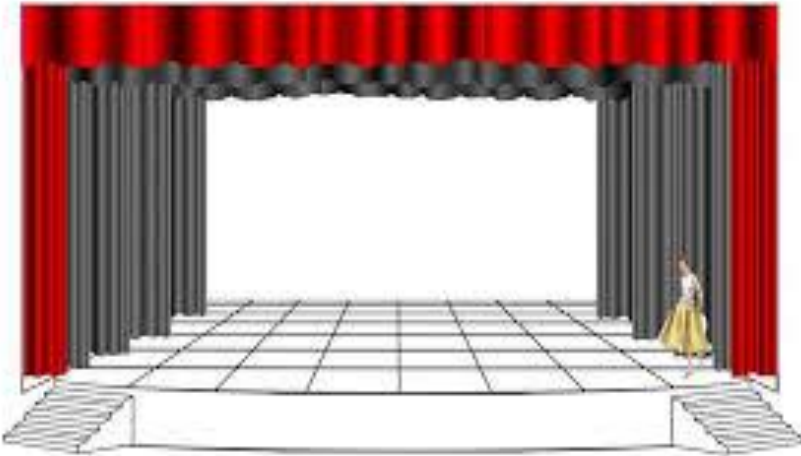



Draw or construct your set design.



ACT 1, Scene 8 The Hard Rock Café.

(There are a few tables/stools...the place is filled with broken, faded Rock memorabilia--faded rock posters, washing lines of clothes and costumes and broken gold discs...there are also larger artifacts--a rusting old Harley, a cracked TV and a smashed up juke box...as the song ends the joint is filled with more BOHEMIANS, crazy rock rebels like BRIT and OZ dressed in every confusion of ancient rock styles and iconic costume.)





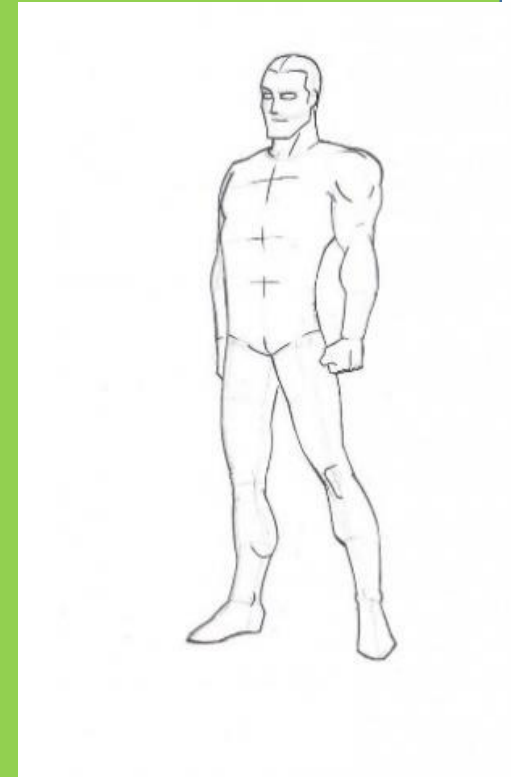
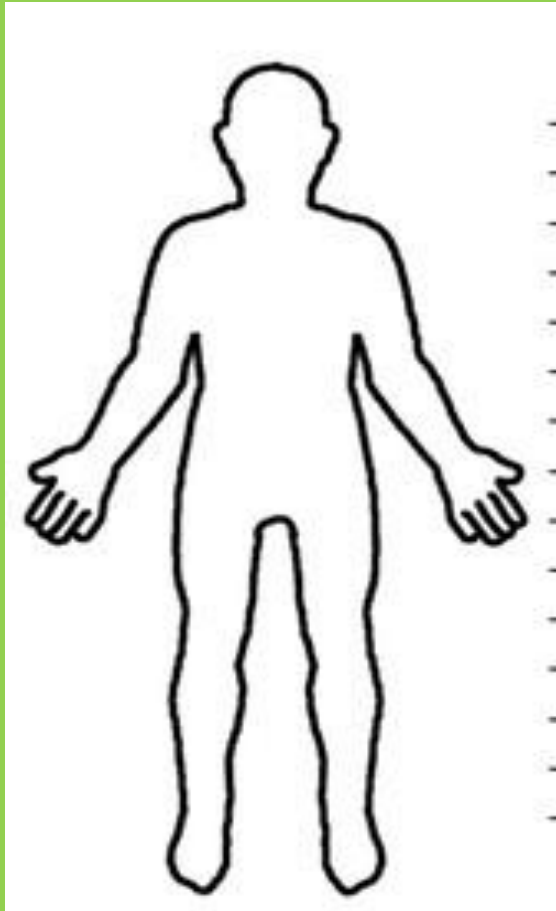

Task 3: Costume Design.

1. Read about the different characters in the show and understand their personalities.

<https://www.showsinlondon.co.uk/we-will-rock-you-musical-cast-and-characters/>

2. Design costumes for the characters you find most interesting.
3. Think about your choice of colour and fabric. The actors will need to move freely to sing and dance and possibly change costumes quickly to from scene to scene so your designs must be easy to take on and off.

Use templates to help.





4. Label your designs discussing the fabrics you would use and why it would be suitable for the character.
5. Add colour in any art media you have, refine with a black biro or fine liner!
6. If possible include examples of the your suggested fabrics on your designs.
7. Could you try and make a piece of your design?



Task 4: Face paint designs for the Bohemians.

- In the show The Bohemians are a group of people who are fighting to restore the freedom of thought, fashion, and live music in a distant future where everyone dresses, thinks and acts the same. Produce a range of designs to be painted on to the actors faces. Use the templates to help.
- Keep colours and shapes simple so they can be applied quickly.



Task 5: Hair and Makeup




- Read about the characters and select 2 or 3 who you would like to produce designs for their hair and makeup, remember it must be representative of their character in the show and tie in with your costume design!




Try out your own designs!

- Some people may want to experiment with their own hair and makeup or find a willing volunteer? and try to recreate some of these looks! Remember if you are on stage your designs need to be bright to show up for the audience! Take a photograph of your creations

Task 6: Props



- Plan and create props for the actors to work with during the show. Think about how you would construct them? What will they be made from? People may need to sing and dance with them so they need to be light but durable.
- Things which could be needed are:



- Guitars
- Motorbike
- Car
- Speakers / amplifiers
- Microphones on a stand
- Vinyl records
- London underground signs

