



Montsaye Academy MATHEMATICS DEPARTMENT

Bridging the gap to A level Maths

INDUCTION BOOKLET

SUMMER 2019

CONTENTS

Chapter 1	Removing brackets	page	3
Chapter 2	Linear equations		5
Chapter 3	Simultaneous equations		9
Chapter 4	Factors		11
Chapter 5	Change the subject of the formula		14
Chapter 6	Solving quadratic equations		17
Chapter 7	Indices		19
Chapter 8	Surds		22
Chapter 9	Straight line graphs		24
	Solutions to the exercises		28

Work through this booklet to prepare yourself to start on your A' level Mathematics course. The first year of the A' level course is identical across all syllabi. Final answers are at the end for you to check your work, although do remember the working out is the most important part of your Mathematics.

Additional online materials to prepare you for taking A level mathematics can be found here:
<http://www.cimt.org.uk/projects/mepres/step-up/index.htm>

The following book is highly recommended to purchase and complete, as an alternative to this booklet, over the summer holiday in preparation for AS level in year 12:

AS-Level Maths Head Start

Published by CGP Workbooks

ISBN: 978 1 84146 993 5

Cost: £4.95

Available to order online:

www.cgpbooks.co.uk put the code MBR71 in the search box

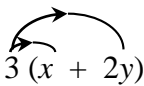
If in doubt, you tube contains many good videos explaining mathematical principles.

Chapter 1: REMOVING BRACKETS

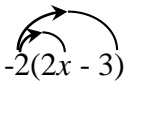
To remove a single bracket, we multiply every term in the bracket by the number or the expression on the outside:

Examples

1) $3(x + 2y) = 3x + 6y$



2) $-2(2x - 3) = (-2)(2x) + (-2)(-3)$
 $= -4x + 6$



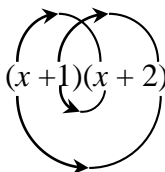
To expand two brackets, we must multiply everything in the first bracket by everything in the second bracket. We can do this in a variety of ways, including

- * the smiley face method
- * FOIL (Fronts Outers Inners Lasts)
- * using a grid.

Examples:

1) $(x + 1)(x + 2) = x(x + 2) + 1(x + 2)$

or



$$(x + 1)(x + 2) = x^2 + 2 + 2x + x$$

$$= x^2 + 3x + 2$$

or

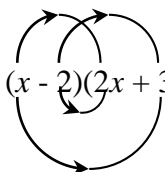
	x	1
x	x^2	x
2	$2x$	2

$$(x + 1)(x + 2) = x^2 + 2x + x + 2$$

$$= x^2 + 3x + 2$$

2) $(x - 2)(2x + 3) = x(2x + 3) - 2(2x + 3)$
 $= 2x^2 + 3x - 4x - 6$
 $= 2x^2 - x - 6$

or



$$(x - 2)(2x + 3) = 2x^2 - 6 + 3x - 4x = 2x^2 - x - 6$$

or

	x	-2
$2x$	$2x^2$	$-4x$
3	$3x$	-6

$$(2x + 3)(x - 2) = 2x^2 + 3x - 4x - 6$$

$$= 2x^2 - x - 6$$

EXERCISE A Multiply out the following brackets and simplify.

1. $7(4x + 5)$
2. $-3(5x - 7)$
3. $5a - 4(3a - 1)$
4. $4y + y(2 + 3y)$
5. $-3x - (x + 4)$
6. $5(2x - 1) - (3x - 4)$
7. $(x + 2)(x + 3)$
8. $(t - 5)(t - 2)$
9. $(2x + 3y)(3x - 4y)$
10. $4(x - 2)(x + 3)$
11. $(2y - 1)(2y + 1)$
12. $(3 + 5x)(4 - x)$

Two Special Cases

Perfect Square:

$$(x + a)^2 = (x + a)(x + a) = x^2 + 2ax + a^2$$
$$(2x - 3)^2 = (2x - 3)(2x - 3) = 4x^2 - 12x + 9$$

Difference of two squares:

$$(x - a)(x + a) = x^2 - a^2$$
$$(x - 3)(x + 3) = x^2 - 3^2$$
$$= x^2 - 9$$

EXERCISE B Multiply out

1. $(x - 1)^2$
2. $(3x + 5)^2$
3. $(7x - 2)^2$
4. $(x + 2)(x - 2)$
5. $(3x + 1)(3x - 1)$
6. $(5y - 3)(5y + 3)$

Chapter 2: LINEAR EQUATIONS

When solving an equation, you must remember that whatever you do to one side must also be done to the other. You are therefore allowed to

- add the same amount to both side
- subtract the same amount from each side
- multiply the whole of each side by the same amount
- divide the whole of each side by the same amount.

If the equation has unknowns on both sides, you should collect all the letters onto the same side of the equation.

If the equation contains brackets, you should start by expanding the brackets.

A linear equation is an equation that contains numbers and terms in x . A linear equation does not contain any x^2 or x^3 terms.

Example 1: Solve the equation $64 - 3x = 25$

Solution: There are various ways to solve this equation. One approach is as follows:

Step 1: Add $3x$ to both sides (so that the x term is positive): $64 = 3x + 25$

Step 2: Subtract 25 from both sides: $39 = 3x$

Step 3: Divide both sides by 3: $13 = x$

So the solution is $x = 13$.

Example 2: Solve the equation $6x + 7 = 5 - 2x$.

Solution:

Step 1: Begin by adding $2x$ to both sides $8x + 7 = 5$
(to ensure that the x terms are together on the same side)

Step 2: Subtract 7 from each side: $8x = -2$

Step 3: Divide each side by 8: $x = -\frac{1}{4}$

Exercise A: Solve the following equations, showing each step in your working:

1) $2x + 5 = 19$

2) $5x - 2 = 13$

3) $11 - 4x = 5$

4) $5 - 7x = -9$

5) $11 + 3x = 8 - 2x$

6) $7x + 2 = 4x - 5$

Example 3: Solve the equation $2(3x - 2) = 20 - 3(x + 2)$

Step 1: Multiply out the brackets: $6x - 4 = 20 - 3x - 6$
(taking care of the negative signs)

Step 2: Simplify the right hand side: $6x - 4 = 14 - 3x$

Step 3: Add $3x$ to each side: $9x - 4 = 14$

Step 4: Add 4: $9x = 18$

Step 5: Divide by 9: $x = 2$

Exercise B: Solve the following equations.

1) $5(2x - 4) = 4$

2) $4(2 - x) = 3(x - 9)$

3) $8 - (x + 3) = 4$

4) $14 - 3(2x + 3) = 2$

EQUATIONS CONTAINING FRACTIONS

When an equation contains a fraction, the first step is usually to multiply through by the denominator of the fraction. This ensures that there are no fractions in the equation.

Example 4: Solve the equation $\frac{y}{2} + 5 = 11$

Solution:

Step 1: Multiply through by 2 (the denominator in the fraction): $y + 10 = 22$

Step 2: Subtract 10: $y = 12$

Example 5: Solve the equation $\frac{1}{3}(2x + 1) = 5$

Solution:

Step 1: Multiply by 3 (to remove the fraction) $2x + 1 = 15$

Step 2: Subtract 1 from each side $2x = 14$

Step 3: Divide by 2 $x = 7$

When an equation contains two fractions, you need to multiply by the lowest common denominator.

This will then remove both fractions.

Example 6: Solve the equation $\frac{x+1}{4} + \frac{x+2}{5} = 2$

Solution:

Step 1: Find the lowest common denominator:
both 4

The smallest number that
and 5 divide into is 20.

Step 2: Multiply both sides by the lowest common denominator

$$\frac{20(x+1)}{4} + \frac{20(x+2)}{5} = 40$$

Step 3: Simplify the left hand side:

$$\frac{\overset{5}{\cancel{20}}(x+1)}{\cancel{4}} + \frac{\overset{4}{\cancel{20}}(x+2)}{\cancel{5}} = 40$$

$$5(x+1) + 4(x+2) = 40$$

Step 4: Multiply out the brackets:

$$5x + 5 + 4x + 8 = 40$$

Step 5: Simplify the equation:

$$9x + 13 = 40$$

Step 6: Subtract 13

$$9x = 27$$

Step 7: Divide by 9:

$$x = 3$$

Example 7: Solve the equation $x + \frac{x-2}{4} = 2 - \frac{3-5x}{6}$

Solution: The lowest number that 4 and 6 go into is 12. So we multiply every term by 12:

$$12x + \frac{12(x-2)}{4} = 24 - \frac{12(3-5x)}{6}$$

Simplify

$$12x + 3(x-2) = 24 - 2(3-5x)$$

Expand brackets

$$12x + 3x - 6 = 24 - 6 + 10x$$

Simplify

$$15x - 6 = 18 + 10x$$

Subtract 10x

$$5x - 6 = 18$$

Add 6

$$5x = 24$$

Divide by 5

$$x = 4.8$$

Exercise C: Solve these equations

1) $\frac{1}{2}(x+3) = 5$

2) $\frac{2x}{3} - 1 = \frac{x}{3} + 4$

3) $\frac{y}{4} + 3 = 5 - \frac{y}{3}$

4) $\frac{x-2}{7} = 2 + \frac{3-x}{14}$

Exercise C (continued)

$$5) \quad \frac{7x-1}{2} = 13-x$$

$$6) \quad \frac{y-1}{2} + \frac{y+1}{3} = \frac{2y+5}{6}$$

$$7) \quad 2x + \frac{x-1}{2} = \frac{5x+3}{3}$$

$$8) \quad 2 - \frac{5}{x} = \frac{10}{x} - 1$$

FORMING EQUATIONS

Example 8: Find three consecutive numbers so that their sum is 96.

Solution: Let the first number be n , then the second is $n + 1$ and the third is $n + 2$.

Therefore $n + (n + 1) + (n + 2) = 96$

$$3n + 3 = 96$$

$$3n = 93$$

$$n = 31$$

So the numbers are 31, 32 and 33.

Exercise D:

1) Find 3 consecutive even numbers so that their sum is 108.

2) The perimeter of a rectangle is 79 cm. One side is three times the length of the other. Form an equation and hence find the length of each side.

3) Two girls have 72 photographs of celebrities between them. One gives 11 to the other and finds that she now has half the number her friend has. Form an equation, letting n be the number of photographs one girl had at the **beginning**. Hence find how many each has **now**.

Chapter 3: SIMULTANEOUS EQUATIONS

An example of a pair of simultaneous equations is $3x + 2y = 8$ ①
 $5x + y = 11$ ②

In these equations, x and y stand for two numbers. We can solve these equations in order to find the values of x and y by eliminating one of the letters from the equations.

In these equations it is simplest to eliminate y . We do this by making the coefficients of y the same in both equations. This can be achieved by multiplying equation ② by 2, so that both equations contain $2y$:

$$\begin{array}{rcl} 3x + 2y = 8 & & \text{①} \\ 10x + 2y = 22 & & 2 \times \text{②} = \text{③} \end{array}$$

To eliminate the y terms, we subtract equation ③ from equation ①. We get: $7x = 14$
i.e. $x = 2$

To find y , we substitute $x = 2$ into one of the original equations. For example if we put it into ②:

$$\begin{array}{r} 10 + y = 11 \\ y = 1 \end{array}$$

Therefore the solution is $x = 2, y = 1$.

Remember: You can check your solutions by substituting both x and y into the original equations.

Example: Solve $2x + 5y = 16$ ①
 $3x - 4y = 1$ ②

Solution: We begin by getting the same number of x or y appearing in both equation. We can get $20y$ in both equations if we multiply the top equation by 4 and the bottom equation by 5:

$$\begin{array}{rcl} 8x + 20y = 64 & & \text{③} \\ 15x - 20y = 5 & & \text{④} \end{array}$$

As the SIGNS in front of $20y$ are DIFFERENT, we can eliminate the y terms from the equations by ADDING:

$$\begin{array}{rcl} 23x = 69 & & \text{③} + \text{④} \\ \text{i.e. } x = 3 & & \end{array}$$

Substituting this into equation ① gives:

$$\begin{array}{r} 6 + 5y = 16 \\ 5y = 10 \\ y = 2 \end{array}$$

So...

The solution is $x = 3, y = 2$.

Exercise:

Solve the pairs of simultaneous equations in the following questions:

1) $x + 2y = 7$
 $3x + 2y = 9$

2) $x + 3y = 0$
 $3x + 2y = -7$

3) $3x - 2y = 4$
 $2x + 3y = -6$

4) $9x - 2y = 25$
 $4x - 5y = 7$

5) $4a + 3b = 22$
 $5a - 4b = 43$

6) $3p + 3q = 15$
 $2p + 5q = 14$

Chapter 4: FACTORISING

Common factors

We can factorise some expressions by taking out a common factor.

Example 1: Factorise $12x - 30$

Solution: 6 is a common factor to both 12 and 30. We can therefore factorise by taking 6 outside a bracket:

$$12x - 30 = 6(2x - 5)$$

Example 2: Factorise $6x^2 - 2xy$

Solution: 2 is a common factor to both 6 and 2. Both terms also contain an x . So we factorise by taking $2x$ outside a bracket.

$$6x^2 - 2xy = 2x(3x - y)$$

Example 3: Factorise $9x^3y^2 - 18x^2y$

Solution: 9 is a common factor to both 9 and 18.
The highest power of x that is present in both expressions is x^2 .
There is also a y present in both parts.
So we factorise by taking $9x^2y$ outside a bracket:

$$9x^3y^2 - 18x^2y = 9x^2y(xy - 2)$$

Example 4: Factorise $3x(2x - 1) - 4(2x - 1)$

Solution: There is a common bracket as a factor.
So we factorise by taking $(2x - 1)$ out as a factor.
The expression factorises to $(2x - 1)(3x - 4)$

Exercise A

Factorise each of the following

1) $3x + xy$

2) $4x^2 - 2xy$

3) $pq^2 - p^2q$

4) $3pq - 9q^2$

5) $2x^3 - 6x^2$

6) $8a^5b^2 - 12a^3b^4$

7) $5y(y - 1) + 3(y - 1)$

Factorising quadratics

Simple quadratics: Factorising quadratics of the form $x^2 + bx + c$

The method is:

Step 1: Form two brackets $(x \dots)(x \dots)$

Step 2: Find two numbers that multiply to give c and add to make b . These two numbers get written at the other end of the brackets.

Example 1: Factorise $x^2 - 9x - 10$.

Solution: We need to find two numbers that multiply to make -10 and add to make -9. These numbers are -10 and 1.

Therefore $x^2 - 9x - 10 = (x - 10)(x + 1)$.

General quadratics: Factorising quadratics of the form $ax^2 + bx + c$

The method is:

Step 1: Find two numbers that multiply together to make ac and add to make b .

Step 2: Split up the bx term using the numbers found in step 1.

Step 3: Factorise the front and back pair of expressions as fully as possible.

Step 4: There should be a common bracket. Take this out as a common factor.

Example 2: Factorise $6x^2 + x - 12$.

Solution: We need to find two numbers that multiply to make $6 \times -12 = -72$ and add to make 1. These two numbers are -8 and 9.

Therefore,
$$\begin{aligned} 6x^2 + x - 12 &= 6x^2 - 8x + 9x - 12 \\ &= 2x(3x - 4) + 3(3x - 4) && \text{(the two brackets must be identical)} \\ &= (3x - 4)(2x + 3) \end{aligned}$$

Difference of two squares: Factorising quadratics of the form $x^2 - a^2$

Remember that $x^2 - a^2 = (x + a)(x - a)$.

Therefore: $x^2 - 9 = x^2 - 3^2 = (x + 3)(x - 3)$

$$16x^2 - 25 = (2x)^2 - 5^2 = (2x + 5)(2x - 5)$$

Also notice that: $2x^2 - 8 = 2(x^2 - 4) = 2(x + 4)(x - 4)$

and $3x^3 - 48xy^2 = 3x(x^2 - 16y^2) = 3x(x + 4y)(x - 4y)$

Factorising by pairing

We can factorise expressions like $2x^2 + xy - 2x - y$ using the method of factorising by pairing:

$$\begin{aligned} 2x^2 + xy - 2x - y &= x(2x + y) - 1(2x + y) && \text{(factorise front and back pairs, ensuring both} \\ & && \text{brackets are identical)} \\ &= (2x + y)(x - 1) \end{aligned}$$

Exercise B

Factorise

1) $x^2 - x - 6$

2) $x^2 + 6x - 16$

3) $2x^2 + 5x + 2$

4) $2x^2 - 3x$ (factorise by taking out a common factor)

5) $3x^2 + 5x - 2$

6) $2y^2 + 17y + 21$

7) $7y^2 - 10y + 3$

8) $10x^2 + 5x - 30$

9) $4x^2 - 25$

10) $x^2 - 3x - xy + 3y^2$

11) $4x^2 - 12x + 8$

12) $16m^2 - 81n^2$

13) $4y^3 - 9a^2y$

14) $8(x+1)^2 - 2(x+1) - 10$

Chapter 5: CHANGING THE SUBJECT OF A FORMULA

We can use algebra to change the subject of a formula. Rearranging a formula is similar to solving an equation – we must do the same to both sides in order to keep the equation balanced.

Example 1: Make x the subject of the formula $y = 4x + 3$.

Solution:

$$y = 4x + 3$$

Subtract 3 from both sides:

$$y - 3 = 4x$$

Divide both sides by 4;

$$\frac{y - 3}{4} = x$$

So $x = \frac{y - 3}{4}$ is the same equation but with x the subject.

Example 2: Make x the subject of $y = 2 - 5x$

Solution: Notice that in this formula the x term is negative.

$$y = 2 - 5x$$

Add $5x$ to both sides

$$y + 5x = 2 \quad (\text{the } x \text{ term is now positive})$$

Subtract y from both sides

$$5x = 2 - y$$

Divide both sides by 5

$$x = \frac{2 - y}{5}$$

Example 3: The formula $C = \frac{5(F - 32)}{9}$ is used to convert between ° Fahrenheit and ° Celsius.

We can rearrange to make F the subject.

$$C = \frac{5(F - 32)}{9}$$

Multiply by 9

$$9C = 5(F - 32) \quad (\text{this removes the fraction})$$

Expand the brackets

$$9C = 5F - 160$$

Add 160 to both sides

$$9C + 160 = 5F$$

Divide both sides by 5

$$\frac{9C + 160}{5} = F$$

Therefore the required rearrangement is $F = \frac{9C + 160}{5}$.

Exercise A

Make x the subject of each of these formulae:

1) $y = 7x - 1$

2) $y = \frac{x + 5}{4}$

3) $4y = \frac{x}{3} - 2$

4) $y = \frac{4(3x - 5)}{9}$

Rearranging equations involving squares and square roots

Example 4: Make x the subject of $x^2 + y^2 = w^2$

Solution:

$$x^2 + y^2 = w^2$$

Subtract y^2 from both sides:

$$x^2 = w^2 - y^2 \quad (\text{this isolates the term involving } x)$$

Square root both sides:

$$x = \pm\sqrt{w^2 - y^2}$$

Remember that you can have a positive or a negative square root. We cannot simplify the answer any more.

Example 5: Make a the subject of the formula $t = \frac{1}{4}\sqrt{\frac{5a}{h}}$

Solution:

$$t = \frac{1}{4}\sqrt{\frac{5a}{h}}$$

Multiply by 4

$$4t = \sqrt{\frac{5a}{h}}$$

Square both sides

$$16t^2 = \frac{5a}{h}$$

Multiply by h :

$$16t^2h = 5a$$

Divide by 5:

$$\frac{16t^2h}{5} = a$$

Exercise B:

Make t the subject of each of the following

1) $P = \frac{wt}{32r}$

2) $P = \frac{wt^2}{32r}$

3) $V = \frac{1}{3}\pi t^2 h$

4) $P = \sqrt{\frac{2t}{g}}$

5) $Pa = \frac{w(v-t)}{g}$

6) $r = a + bt^2$

More difficult examples

Sometimes the variable that we wish to make the subject occurs in more than one place in the formula. In these questions, we collect the terms involving this variable on one side of the equation, and we put the other terms on the opposite side.

Example 6: Make t the subject of the formula $a - xt = b + yt$

Solution: $a - xt = b + yt$

Start by collecting all the t terms on the right hand side:

Add xt to both sides: $a = b + yt + xt$

Now put the terms without a t on the left hand side:

Subtract b from both sides: $a - b = yt + xt$

Factorise the RHS: $a - b = t(y + x)$

Divide by $(y + x)$: $\frac{a - b}{y + x} = t$

So the required equation is $t = \frac{a - b}{y + x}$

Example 7: Make W the subject of the formula $T - W = \frac{Wa}{2b}$

Solution: This formula is complicated by the fractional term. We begin by removing the fraction:

Multiply by $2b$: $2bT - 2bW = Wa$

Add $2bW$ to both sides: $2bT = Wa + 2bW$ (this collects the W 's together)

Factorise the RHS: $2bT = W(a + 2b)$

Divide both sides by $a + 2b$: $W = \frac{2bT}{a + 2b}$

Exercise C

Make x the subject of these formulae:

1) $ax + 3 = bx + c$

2) $3(x + a) = k(x - 2)$

3) $y = \frac{2x + 3}{5x - 2}$

4) $\frac{x}{a} = 1 + \frac{x}{b}$

Chapter 6: SOLVING QUADRATIC EQUATIONS

A quadratic equation has the form $ax^2 + bx + c = 0$.

There are two methods that are commonly used for solving quadratic equations:

- * factorising
- * the quadratic formula

Note that not all quadratic equations can be solved by factorising. The quadratic formula can always be used however.

Method 1: Factorising

Make sure that the equation is rearranged so that the right hand side is 0. It usually makes it easier if the coefficient of x^2 is positive.

Example 1 : Solve $x^2 - 3x + 2 = 0$

Factorise $(x - 1)(x - 2) = 0$

Either $(x - 1) = 0$ or $(x - 2) = 0$

So the solutions are $x = 1$ or $x = 2$

Note: The individual values $x = 1$ and $x = 2$ are called the **roots** of the equation.

Example 2: Solve $x^2 - 2x = 0$

Factorise: $x(x - 2) = 0$

Either $x = 0$ or $(x - 2) = 0$

So $x = 0$ or $x = 2$

Method 2: Using the formula

Recall that the roots of the quadratic equation $ax^2 + bx + c = 0$ are given by the formula:

$$x = \frac{-b \pm \sqrt{b^2 - 4ac}}{2a}$$

Example 3: Solve the equation $2x^2 - 5 = 7 - 3x$

Solution: First we rearrange so that the right hand side is 0. We get $2x^2 + 3x - 12 = 0$

We can then tell that $a = 2$, $b = 3$ and $c = -12$.

Substituting these into the quadratic formula gives:

$$x = \frac{-3 \pm \sqrt{3^2 - 4 \times 2 \times (-12)}}{2 \times 2} = \frac{-3 \pm \sqrt{105}}{4} \quad (\text{this is the } \textit{surd form} \text{ for the}$$

solutions)

If we have a calculator, we can evaluate these roots to get: $x = 1.81$ or $x = -3.31$

EXERCISE

1) Use factorisation to solve the following equations:

a) $x^2 + 3x + 2 = 0$

b) $x^2 - 3x - 4 = 0$

c) $x^2 = 15 - 2x$

2) Find the roots of the following equations:

a) $x^2 + 3x = 0$

b) $x^2 - 4x = 0$

c) $4 - x^2 = 0$

3) Solve the following equations either by factorising or by using the formula:

a) $6x^2 - 5x - 4 = 0$

b) $8x^2 - 24x + 10 = 0$

4) Use the formula to solve the following equations to 3 significant figures. Some of the equations can't be solved.

a) $x^2 + 7x + 9 = 0$

b) $6 + 3x = 8x^2$

c) $4x^2 - x - 7 = 0$

d) $x^2 - 3x + 18 = 0$

e) $3x^2 + 4x + 4 = 0$

f) $3x^2 = 13x - 16$

Chapter 7: INDICES

Basic rules of indices

y^4 means $y \times y \times y \times y$.

4 is called the **index** (plural: indices), **power** or **exponent** of y .

There are 3 basic rules of indices:

- 1) $a^m \times a^n = a^{m+n}$ e.g. $3^4 \times 3^5 = 3^9$
- 2) $a^m \div a^n = a^{m-n}$ e.g. $3^8 \div 3^6 = 3^2$
- 3) $(a^m)^n = a^{mn}$ e.g. $(3^2)^5 = 3^{10}$

Further examples

$$y^4 \times 5y^3 = 5y^7$$

$$4a^3 \times 6a^2 = 24a^5$$

$$2c^2 \times (-3c^6) = -6c^8$$

$$24d^7 \div 3d^2 = \frac{24d^7}{3d^2} = 8d^5$$

(multiply the numbers and multiply the a 's)

(multiply the numbers and multiply the c 's)

(divide the numbers and divide the d terms i.e. by

subtracting

the powers)

Exercise A

Simplify the following:

1) $b \times 5b^5 =$

(Remember that $b = b^1$)

2) $3c^2 \times 2c^5 =$

3) $b^2c \times bc^3 =$

4) $2n^6 \times (-6n^2) =$

5) $8n^8 \div 2n^3 =$

6) $d^{11} \div d^9 =$

7) $(a^3)^2 =$

8) $(-d^4)^3 =$

More complex powers

Zero index:

Recall from GCSE that

$$a^0 = 1.$$

This result is true for any non-zero number a .

$$\text{Therefore } 5^0 = 1 \quad \left(\frac{3}{4}\right)^0 = 1 \quad (-5.2304)^0 = 1$$

Negative powers

A power of -1 corresponds to the reciprocal of a number, i.e. $a^{-1} = \frac{1}{a}$

$$\text{Therefore } 5^{-1} = \frac{1}{5}$$

$$0.25^{-1} = \frac{1}{0.25} = 4$$

$$\left(\frac{4}{5}\right)^{-1} = \frac{5}{4}$$

(you find the reciprocal of a fraction by swapping the top

and

bottom over)

This result can be extended to more general negative powers: $a^{-n} = \frac{1}{a^n}$.

This means:

$$3^{-2} = \frac{1}{3^2} = \frac{1}{9}$$

$$2^{-4} = \frac{1}{2^4} = \frac{1}{16}$$

$$\left(\frac{1}{4}\right)^{-2} = \left(\left(\frac{1}{4}\right)^{-1}\right)^2 = \left(\frac{4}{1}\right)^2 = 16$$

Fractional powers:

Fractional powers correspond to roots:

$$a^{1/2} = \sqrt{a}$$

$$a^{1/3} = \sqrt[3]{a}$$

$$a^{1/4} = \sqrt[4]{a}$$

In general:

$$a^{1/n} = \sqrt[n]{a}$$

Therefore:

$$8^{1/3} = \sqrt[3]{8} = 2$$

$$25^{1/2} = \sqrt{25} = 5$$

$$10000^{1/4} = \sqrt[4]{10000} = 10$$

A more general fractional power can be dealt with in the following way: $a^{m/n} = (a^{1/n})^m$

$$\text{So } 4^{3/2} = (\sqrt{4})^3 = 2^3 = 8$$

$$\left(\frac{8}{27}\right)^{2/3} = \left(\left(\frac{8}{27}\right)^{1/3}\right)^2 = \left(\frac{2}{3}\right)^2 = \frac{4}{9}$$

$$\left(\frac{25}{36}\right)^{-3/2} = \left(\frac{36}{25}\right)^{3/2} = \left(\sqrt{\frac{36}{25}}\right)^3 = \left(\frac{6}{5}\right)^3 = \frac{216}{125}$$

Exercise B:

Find the value of:

1) $4^{1/2}$

2) $27^{1/3}$

3) $\left(\frac{1}{9}\right)^{1/2}$

4) 5^{-2}

5) 18^0

6) 7^{-1}

7) $27^{2/3}$

8) $\left(\frac{2}{3}\right)^{-2}$

9) $8^{-2/3}$

10) $(0.04)^{1/2}$

11) $\left(\frac{8}{27}\right)^{2/3}$

12) $\left(\frac{1}{16}\right)^{-3/2}$

Simplify each of the following:

13) $2a^{1/2} \times 3a^{5/2}$

14) $x^3 \times x^{-2}$

15) $(x^2 y^4)^{1/2}$

Chapter 8: SURDS

Surds are square roots of numbers which don't simplify into a whole (or rational) number: e.g.

$\sqrt{2} \approx 1.414213 \dots$ but it is more accurate to leave it as a surd: $\sqrt{2}$

General rules

$$\sqrt{a} \times \sqrt{b} = \sqrt{ab}$$

$$\sqrt{\frac{a}{b}} = \frac{\sqrt{a}}{\sqrt{b}}$$

$$\sqrt{a} \times \sqrt{a} = \sqrt{a^2} = a$$

But you cannot do:

$$\sqrt{a} + \sqrt{b} \neq \sqrt{a+b}$$

These are NOT equal

$$(\sqrt{a} + \sqrt{b})(\sqrt{a} - \sqrt{b}) = \sqrt{a^2} + \sqrt{ab} - \sqrt{ab} - \sqrt{b^2} = a - b$$

Simplifying Surds

Find the largest square numbers and simplify as far as possible

Worked Examples

$$\sqrt{18} = \sqrt{2 \times 9} = \sqrt{2} \times \sqrt{9} = \sqrt{2} \times 3 = 3\sqrt{2} \quad \text{Careful - this is "3 times the square root of 2" NOT "the cube root of 2"}$$

Rationalising the Denominator

This is a fancy way of saying getting rid of the surd on the bottom of a fraction. We multiply the fraction by the denominator (or the denominator with the sign swapped)

Worked Examples

1. *Rationalise* $\frac{1}{\sqrt{3}} = \frac{1}{\sqrt{3}} \times \frac{\sqrt{3}}{\sqrt{3}} = \frac{1 \times \sqrt{3}}{\sqrt{3} \times \sqrt{3}} = \frac{\sqrt{3}}{3}$ we multiply by $\frac{a}{a}$ which is the same as multiplying by 1, which means we don't fundamentally change the fraction.

2. *Rationalise* $\frac{3}{2\sqrt{5}} = \frac{3}{2\sqrt{5}} \times \frac{\sqrt{5}}{\sqrt{5}} = \frac{3 \times \sqrt{5}}{2\sqrt{5} \times \sqrt{5}} = \frac{3\sqrt{5}}{10}$

3. *Rationalise* $\frac{1}{\sqrt{5} + \sqrt{2}} = \frac{1}{\sqrt{5} + \sqrt{2}} \times \frac{\sqrt{5} - \sqrt{2}}{\sqrt{5} - \sqrt{2}} = \frac{1 \times (\sqrt{5} - \sqrt{2})}{(\sqrt{5} + \sqrt{2}) \times (\sqrt{5} - \sqrt{2})}$
$$= \frac{\sqrt{5} - \sqrt{2}}{(\sqrt{5^2} + \sqrt{2} \times \sqrt{5} - \sqrt{2} \times \sqrt{5} - \sqrt{2^2})} = \frac{\sqrt{5} - \sqrt{2}}{5 + \sqrt{10} - \sqrt{10} - 2} = \frac{\sqrt{5} - \sqrt{2}}{3}$$

4. *Rationalise* $\frac{\sqrt{2}}{3\sqrt{2} - 1} = \frac{\sqrt{2}}{3\sqrt{2} - 1} \times \frac{3\sqrt{2} + 1}{3\sqrt{2} + 1} = \frac{\sqrt{2} \times (3\sqrt{2} + 1)}{(3\sqrt{2} - 1) \times (3\sqrt{2} + 1)}$
$$= \frac{3\sqrt{2^2} + \sqrt{2}}{(3^2 \sqrt{2^2} + 3\sqrt{2} - 3\sqrt{2} - 1^2)} = \frac{3 \times 2 + \sqrt{2}}{9 \times 2 - 1} = \frac{6 + \sqrt{2}}{17}$$

Exercise A:

Simplify the surds

1) $\sqrt{12}$

2) $\sqrt{125}$

3) $\sqrt{48}$

4) $\sqrt{72}$

5) $\sqrt{27}$

Exercise B:

Expand and simplify

1) $\sqrt{2}(3+\sqrt{5})$

2) $\sqrt{6}(\sqrt{2}+\sqrt{8})$

3) $4(\sqrt{5}+3)$

4) $(2+\sqrt{3})(1+\sqrt{3})$

5) $(3-\sqrt{5})(3-2\sqrt{5})$

6) $(2+\sqrt{5})(2+\sqrt{3})$

7) $(1-\sqrt{2})(1+\sqrt{3})$

8) $(8-\sqrt{2})(8+\sqrt{2})$

9) $(\sqrt{3}+\sqrt{5})(\sqrt{3}+\sqrt{5})$

Exercise C:

Rewrite the following expressions with rational denominators

1) $\frac{3}{\sqrt{5}}$

2) $\frac{4}{\sqrt{8}}$

3) $\frac{9}{\sqrt{48}}$

4) $\frac{\sqrt{2}+1}{2}$

5) $\frac{\sqrt{3}-1}{\sqrt{5}}$

6) $-\frac{4}{3\sqrt{2}}$

7) $\frac{1}{\sqrt{3}-1}$

8) $\frac{4}{\sqrt{6}-2}$

9) $\frac{7}{\sqrt{7}-2}$

10) $\frac{-3}{\sqrt{5}+1}$

11) $\frac{\sqrt{3}-1}{\sqrt{5}}$

12) $\frac{\sqrt{5}-1}{\sqrt{5}+3}$

Chapter 9: Straight line graphs

Linear functions can be written in the form $y = mx + c$, where m and c are constants.

A linear function is represented graphically by a straight line, m is the gradients and c is the y -intercept of the graph.

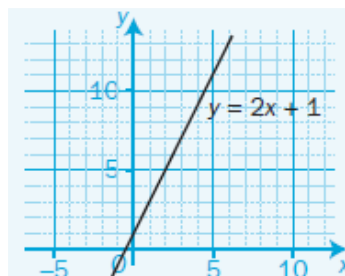
Example 1: Draw the graph of $y = 2x + 1$

Solution:

Step 1: Make a table of values

x	0	2	4
y	1	5	9

Step 2: Use your table to draw the straight line graph



Example 2: Plot the straight line using the gradient and y intercept

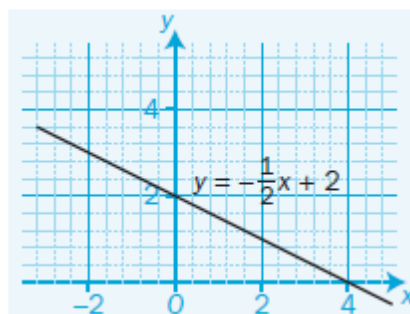
Solution:

Step 1: Mark on the y axis the y -intercept = 2

Step 2: The gradient = $-\frac{1}{2}$ so start from the y -intercept

for every 1 unit across to the right go down by half a unit and mark a second point there.

Step 3: Join the y intercept with the new point with a line and extend from both sides.



Here are some examples of linear functions not all of them in the form $y = mx + c$. You need to be confident into rearranging the functions making y the subject in order to identify the gradient and y -intercept.

$$y = 2x + 3$$

$$\text{gradient} = 2$$

$$\text{y-intercept} = 3$$

$$3x - 2y + 1 = 0$$

$$\text{so } y = \frac{3}{2}x + \frac{1}{2}$$

$$\text{gradient} = \frac{3}{2}$$

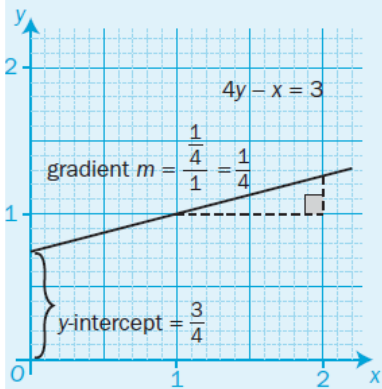
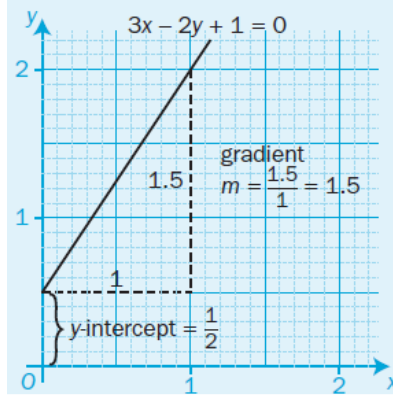
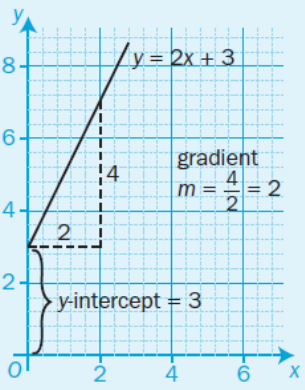
$$\text{y-intercept} = \frac{1}{2}$$

$$4y - x = 3$$

$$\text{so } y = \frac{1}{4}x + \frac{3}{4}$$

$$\text{gradient} = \frac{1}{4}$$

$$\text{y-intercept} = \frac{3}{4}$$



To find the y -axis crossing, substitute $x = 0$ into the linear equation and solve for y .
 To find the x -axis crossing, substitute $y = 0$ into the linear equation and solve for x .

Example 3: Rewrite the equation $3y - 2x = 5$ into the form $y = mx + c$, find the gradient and the y -intercept

Solution:

Step 1: Add $2x$ to both sides (so that the x term is positive): $3y = 5 + 2x$

Step 2: Divide by 3 both sides: $y = \frac{2}{3}x + \frac{5}{3}$

Step 3: Identify the gradient and y -intercept gradient = $\frac{2}{3}$ y -intercept = $\frac{5}{3}$

Example 4: Find the gradient of the line which passes through the points A (1, 4) and B (-3, 2)

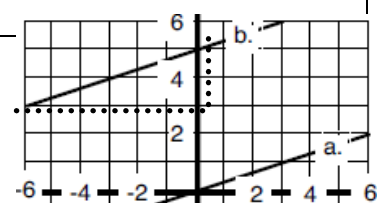
Solution:

Step 1: Use the x and y values of A (x_1, y_1) and B (x_2, y_2) $m = \frac{2-4}{-3-1} = \frac{-2}{-4} = \frac{1}{2}$

Step 2: find the gradient $m = \frac{y_2 - y_1}{x_2 - x_1}$

Finally you need to be able to find the equation of a line from a graph.

Example 5: Find the equation of the straight line which passes through the point (1, 3) and has gradient 2



Solution:

Step 1: Find where the line crosses the y axis.

This is the y intercept, c .

Line crosses y axis at 5,
so y-intercept $c=5$

Step 2: Draw a triangle below the line from the intercept to a point you know

And work out the gradient between the two points $m = \frac{y_2 - y_1}{x_2 - x_1}$

Gradient triangle from $(-6,3)$ to $(0,5)$ so $m = \frac{5-3}{0-(-6)} = \frac{2}{6} = \frac{1}{3}$

Step 3: Write in the form $y = mx + c$ $y = \frac{1}{3}x + 5$

Exercise A: Plot the graph of each function taking the given values

- a) $y = x - 3$ ($x = -2$ to 4)
- b) $y = -x + 4$ ($x = -2$ to 5)
- c) $y = 2x - 3$ ($x = -1$ to 5)
- d) $y = -3x + 5$ ($x = -2$ to 3)

Exercise B:

Rewrite the equations below into the form $y = mx + c$, find the gradient and the y-intercept

a) $3x - 2y - 2 = 0$

b) $x + 2y - 8 = 0$

c) $5 = 4x - 2y$

Then plot the graph of each equation

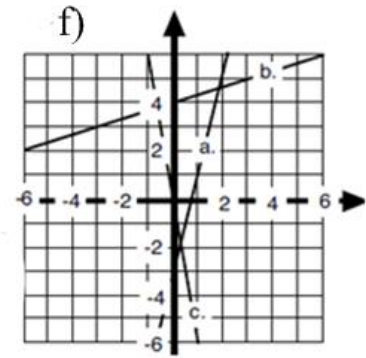
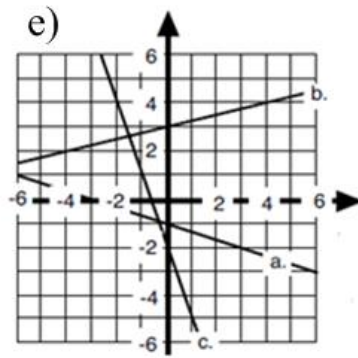
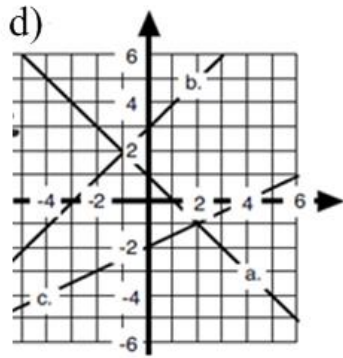
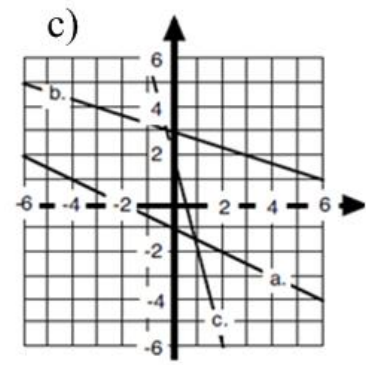
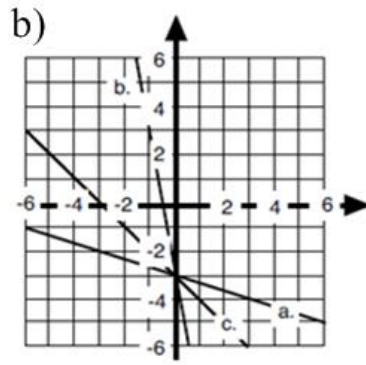
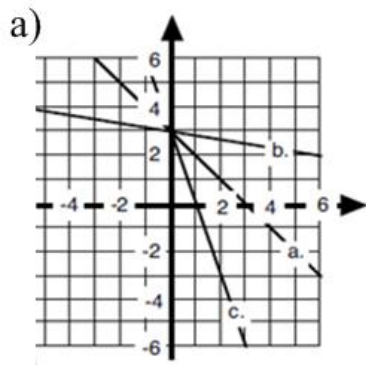
Exercise C:

Work out the gradient between the sets of coordinates

- a) A (0, 2) and B(3, 6)
- b) A (1, 0) and B(3, -2)
- c) A (1, -3) and B(2, -4)
- d) A (-4, 2) and B(3, 5)
- e) A (1, 0.5) and B(5, -2)
- f) A (-7, -3) and B(-2, -6)

Exercise D:

Find the equation of these lines in the form



SOLUTIONS TO THE EXERCISES

CHAPTER 1:

Ex A

- 1) $28x + 35$ 2) $-15x + 21$ 3) $-7a + 4$ 4) $6y + 3y^2$ 5) $2x - 4$
6) $7x - 1$ 7) $x^2 + 5x + 6$ 8) $t^2 - 3t - 10$ 9) $6x^2 + xy - 12y^2$
10) $4x^2 + 4x - 24$ 11) $4y^2 - 1$ 12) $12 + 17x - 5x^2$

Ex B

- 1) $x^2 - 2x + 1$ 2) $9x^2 + 30x + 25$ 3) $49x^2 - 28x + 4$ 4) $x^2 - 4$
5) $9x^2 - 1$ 6) $25y^2 - 9$

CHAPTER 2

Ex A

- 1) 7 2) 3 3) $1\frac{1}{2}$ 4) 2 5) $-\frac{3}{5}$ 6) $-\frac{7}{3}$

Ex B

- 1) 2.4 2) 5 3) 1 4) $\frac{1}{2}$

Ex C

- 1) 7 2) 15 3) $\frac{24}{7}$ 4) $\frac{35}{3}$ 5) 3 6) 2 7) $\frac{9}{5}$ 8) 5

Ex D

- 1) 34, 36, 38 2) 9.875, 29.625 3) 24, 48

CHAPTER 3

- 1) $x = 1, y = 3$ 2) $x = -3, y = 1$ 3) $x = 0, y = -2$ 4) $x = 3, y = 1$
5) $a = 7, b = -26$ $p = \frac{11}{3}, q = \frac{4}{3}$

CHAPTER 4

Ex A

- 1) $x(3 + y)$ 2) $2x(2x - y)$ 3) $pq(q - p)$ 4) $3q(p - 3q)$ 5) $2x^2(x - 3)$ 6) $4a^3b^2(2a^2 - 3b^2)$
7) $(y - 1)(5y + 3)$

Ex B

- 1) $(x - 3)(x + 2)$ 2) $(x + 8)(x - 2)$ 3) $(2x + 1)(x + 2)$ 4) $x(2x - 3)$ 5) $(3x - 1)(x + 2)$
6) $(2y + 3)(y + 7)$ 7) $(7y - 3)(y - 1)$ 8) $5(2x - 3)(x + 2)$ 9) $(2x + 5)(2x - 5)$ 10) $(x - 3)(x - y)$
11) $4(x - 2)(x - 1)$ 12) $(4m - 9n)(4m + 9n)$ 13) $y(2y - 3a)(2y + 3a)$ 14) $2(4x + 5)(x - 4)$

CHAPTER 5

Ex A

- 1) $x = \frac{y+1}{7}$ 2) $x = 4y - 5$ 3) $x = 3(4y + 2)$ 4) $x = \frac{9y+20}{12}$

Ex B

- 1) $t = \frac{32rP}{w}$ 2) $t = \pm\sqrt{\frac{32rP}{w}}$ 3) $t = \pm\sqrt{\frac{3V}{\pi h}}$ 4) $t = \frac{P^2g}{2}$ 5) $t = v - \frac{Pag}{w}$ 6) $t = \pm\sqrt{\frac{r-a}{b}}$

Ex C

- 1) $x = \frac{c-3}{a-b}$ 2) $x = \frac{3a+2k}{k-3}$ 3) $x = \frac{2y+3}{5y-2}$ 4) $x = \frac{ab}{b-a}$

CHAPTER 6

- 1) a) -1, -2 b) -1, 4 c) -5, 3 2) a) 0, -3 b) 0, 4 c) 2, -2
3) a) $-\frac{1}{2}, \frac{4}{3}$ b) 0.5, 2.5 4) a) -5.30, -1.70 b) 1.07, -0.699 c) -1.20, 1.45
d) no solutions e) no solutions f) no solutions

CHAPTER 7

Ex A

- 1) $5b^6$ 2) $6c^7$ 3) b^3c^4 4) $-12n^8$ 5) $4n^5$ 6) d^2 7) a^6 8) $-d^{12}$

Ex B

- 1) 2 2) 3 3) $\frac{1}{3}$ 4) $\frac{1}{25}$ 5) 1 6) $\frac{1}{7}$ 7) 9 8) $\frac{9}{4}$ 9) $\frac{1}{4}$ 10) 0.2 11) $\frac{4}{9}$ 12) 64
13) $6a^3$ 14) x 15) xy^2

CHAPTER 8

ExA

- 1) $2\sqrt{2}$
- 2) $5\sqrt{3}$
- 3) $4\sqrt{3}$
- 4) $6\sqrt{2}$
- 5) $3\sqrt{3}$

ExB

- 1) $3\sqrt{2} + \sqrt{10}$
- 2) $\sqrt{12} + \sqrt{48} = 2\sqrt{3} + 4\sqrt{3}$
- 3) $4\sqrt{5} + 12$
- 4) $2 + 2\sqrt{3} + \sqrt{3} + 3 = 5 + 3\sqrt{3}$
- 5) $9 - 6\sqrt{5} - 3\sqrt{5} + 10 = 19 - 9\sqrt{5}$
- 6) $4 + 2\sqrt{3} + 2\sqrt{5} + \sqrt{15}$
- 7) $1 + \sqrt{3} - \sqrt{2} - \sqrt{6}$
- 8) $64 + 8\sqrt{2} - 8\sqrt{2} - 2 = 62$
- 9) $3 + \sqrt{15} + \sqrt{15} + 5 = 8 + 2\sqrt{15}$

Ex C

$$1) \frac{3}{\sqrt{5}} = \frac{3\sqrt{5}}{5}$$

$$2) \frac{4}{\sqrt{8}} = \frac{4\sqrt{8}}{8} = \frac{\sqrt{8}}{2} = \sqrt{2}$$

$$3) \frac{9}{\sqrt{48}} = \frac{9}{4\sqrt{3}} = \frac{9\sqrt{3}}{12} = \frac{3\sqrt{3}}{4}$$

$$4) \frac{\sqrt{2}+1}{2} = \text{stays the same}$$

$$5) \frac{\sqrt{3}-1}{\sqrt{5}} = \frac{(\sqrt{3}-1)\sqrt{5}}{5} = \frac{\sqrt{15}-\sqrt{5}}{5}$$

$$6) -\frac{4}{3\sqrt{2}} = -\frac{4\sqrt{2}}{6} = -\frac{2\sqrt{2}}{3}$$

$$7) \frac{1}{\sqrt{3}-1} = \frac{\sqrt{3}+1}{2}$$

$$8) \frac{4}{\sqrt{6}-2} = \frac{4(\sqrt{6}+2)}{2} = 2(\sqrt{6}+2)$$

$$9) \frac{7}{\sqrt{7}-2} = \frac{7(\sqrt{7}+2)}{3}$$

$$10) \frac{-3}{\sqrt{5}+1} = \frac{-3(\sqrt{5}-1)}{4}$$

$$11) \frac{\sqrt{3}-1}{\sqrt{5}} = \frac{(\sqrt{3}-1)\sqrt{5}}{5}$$

$$12) \frac{\sqrt{5}-1}{\sqrt{5}+3} = \frac{(\sqrt{5}-1)(\sqrt{5}-3)}{-4} = \frac{5-4\sqrt{5}+3}{-4} = \frac{8-4\sqrt{5}}{-4} = -2+\sqrt{5}$$

CHAPTER 9

ExB : a) $y = \frac{3}{2}x - 1$ b) $y = -\frac{1}{2}x + 4$ c) $y = 2x - \frac{5}{2}$

ExC : a) gradient = $\frac{4}{3}$

b) gradient = $\frac{-2}{2} = -1$

c) gradient = $\frac{-1}{1} = -1$

d) gradient = $\frac{3}{7}$

e) gradient = $\frac{-2.5}{4} = \frac{-5}{8}$

f) gradient = $\frac{-3}{5}$

- Ex D:**
- a) a. $y = -x + 3$ b. $y = -0.25x + 3$ c. $y = -3x + 3$
- b) a. $y = -\frac{1}{3}x - 3$ b. $y = -6x - 3$ c. $y = -x - 3$
- c) a. $y = -0.5x - 1$ b. $y = -\frac{1}{3}x + 3$ c. $y = -4x + 2$
- d) a. $y = -x + 1$ b. $y = x + 3$ c. $y = 0.5x - 2$
- e) a. $y = -\frac{1}{3}x - 1$ b. $y = 0.25x + 3$ c. $y = -3x - 2$
- f) a. $y = 4x - 2$ b. $y = \frac{1}{3}x + 4$ c. $y = -6x$